

Power and Satisfaction


When form and function meet, the outcome is pure satisfaction. Your water feature deserves the best in power and elegance a lighting fixture can provide to last for years to come.



UX-50-T
Stainless Steel Fountain Light Fixture

The **UX-50-T** is a tripod mount with swivel U-bracket perfect for water features, fountains and wet architectural lighting. Stainless Steel LED Underwater Fixture with an IP68 rating this line is designed and engineered for outdoor and underwater use. This compact fixture is a powerhouse with a range of 45 to 90+ lumens per Watt.

When lights matter, look to Impact to lead the way.



- ▶ No visible LED Spots
- ▶ IP68
- ▶ 316 Stainless Steel
- ▶ Optional Beam Angles
- ▶ 10mm Tempered Glass Lens
- ▶ 10W CREE LED
- ▶ 4 LED Color Options
- ▶ High Efficiency

IMPACT LIGHTING

2101 West Central Blvd. Orlando, Florida 32805 USA • Phone: 1.800.507.5714 • Fax: 1.800.507.5714 • Email: sales@impactlightinginc.com

www.impactlightinginc.com

PROJECT	DATE
TYPE	QTY

IP 68 UNDERWATER LED STAINLESS STEEL FIXTURE
DESCRIPTION:

The **UX-50-T** is a tripod mount with swivel U-bracket perfect for water features, fountains and wet architectural lighting.

A rugged 316 stainless steel housing with a 10mm thick tempered glass lens over a powerful 10W CREE high lumen output. This high efficacy LED underwater fixture has an IP68 rating designed and engineered for outdoor and underwater use. This compact fixture is a powerhouse with a range of 45 to 90+ lumens per watt, available in warm white, neutral white, cool white and RGB+W configurations.

FEATURES:

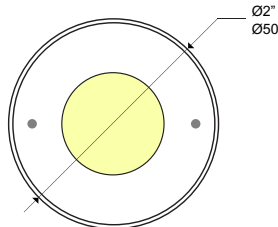
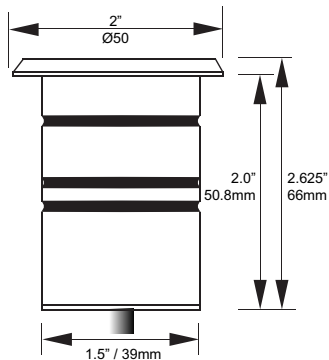
- No Visible LED Spots
- IP68
- 316 Stainless Steel
- 10mm tempered glass lens
- 110W CREE LED
- 4 LED color option

SPECIFICATIONS

Material	316 Stainless Steel
Cover	Tempered Glass (T=10mm)
IP Rating	IP68
Typical Power Consumption	10W
Input Voltage	350mA/700mA
Control	DMX512 / ON/ OFF
DMX Channel	4CHS (RGBW) @ DMX512 Control
Light Source	CREE
LED Chip Range	XP-E/XM-L High Lumen Output, High Efficacy
LED Quantity	1PCS
Color/CCT	3000K / 4000K / 6500K / RGBW
CRI	Ra ≥ 80
Lifespan	50,000 hrs.
Beam Angle	25°
Product Size	Ø2" x 1.5" x 1.9" h Ø50mm 39mm 49mm
Weight	0.9LBS / 0.41KG
Environment Parameter	Work Temperature -25°~45°
Storage Humidity	0~90°

PHOTOMETRICS

LED	TYPICAL LIGHT EFFICIENCY
3000K	>55LM/W
4000K	>65LM/W
6000K	>90LM/W
RGBW	>45LM/W


BACK VIEW

ORDERING

MODEL	LED	BEAM ANGLE	CORD LENGTH	CONTROLLERS	ACCESSORIES
UX-50-T	-	-	-	-	
12VDC - 10W LED Underwater Fixture For Fountains	WW - 3000K NW - 4000K CW - 6500K RGB+W - Red/ Green/Blue/White	10 - 10° 25 - 25° 38 - 38°	15 - 15' 25 - 25' 50 - 50' 75 - 75' 100 - 100'	DMX4 - 4 Channel DMX512 Decoder for RGB+W PS18CC - 18W Constant Current Power Supply PKG - DMX4 and PS18CC RF - RF Controller & Handheld Remote with Power Supply	DE3 - STICK-DE3 DMX Wall Controller

*** When ordering RGB+W LED you must have a DMX4 & PS18CC (PKG)**

IMPACT LIGHTING

2101 West Central Blvd. Orlando, Florida 32805 USA • Phone: 1.800.507.5714 • Email: sales@impactlightinginc.com

www.impactlightinginc.com